

# DIY Low Cost Cotton Boll Stems

DIY Low Cost Cotton Boll Stems




DIY Low Cost Cotton Boll Stem

I first saw the Cotton Boll Stems on the Fixer Upper show, loved how they looked and then I saw them at Hobby Lobby at 50% off, wanted to buy them but still too expensive, but then I happen to see a tutorial on how to make your own, so here we are, ["DIY Low Cost Cotton Boll Stems."](#)

What you need to make these stems is so low cost and yet they look so great.

- Cotton Balls
- Tree Stems
- Pine Cones
- Hot Glue Gun



Branches, cotton balls and pine cones.

I just went out to my yard and found tree branches laying around in the yard, how much cheaper could you get? I also found the pine cones in my yard, now I realize everyone doesn't have pine cones laying around so you may have to purchase some large ones or maybe you can find some around in your neighborhood, park or even a cemetery. I would suggest looking for the larger cones they work the best. You will

have to pull the pieces off the cone, you may want to use a pliers and try to pick cones that don't have the sap on them it can get quite sticky.



Pine Cone Pieces


Put a dollop of hot glue in the middle of the cotton ball, I indented mine a little before putting the glue on.




Glue in center of cotton ball

I then stuck the cotton ball onto the branch, be careful not

burn yourself, push the ball down and form it into a nice cotton boll.



Attached Cotton Ball onto branch.




Attaching cotton onto stems

Now it is onto adding your pine cone scales to form your shell for the cotton boll. I used 4 scales per cotton boll, you can judge how many work for your cotton bolls. I put glue down from about the middle of the scale to the bottom so they would stick well on the cotton boll and somewhat on the stem.



Attaching pine cone pieces onto cotton ball.





Just continue applying the cotton bolls and pine cone scales and until you think they look full enough. I didn't put as many on my branches as I could of so use your judgement to how you would like it to look.

There are plenty of ideas for making these Cotton Boll Stems online if you need more inspiration.

And here you have it **"DIY Low Cost Cotton Boll Stems."**



Cotton Boll Stem



